

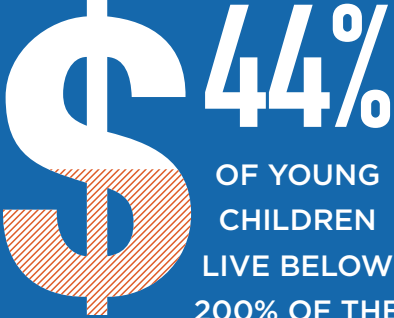


SNAPSHOTS OF HAWAI'I'S YOUNG CHILDREN (AGES 0-5)

KAUAI COUNTY, Year 2013

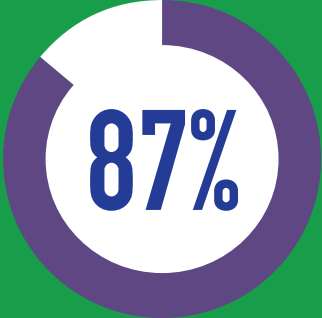
THERE ARE ABOUT 5,300 CHILDREN AGES 5 & UNDER IN KAUA'I COUNTY¹

ECONOMIC SECURITY

 **44%**
OF YOUNG CHILDREN LIVE BELOW 200% OF THE FEDERAL POVERTY LEVEL²

- **36%** OF YOUNG CHILDREN LIVE IN A FAMILY HEADED BY A SINGLE PARENT³
- OVER **310** FAMILIES A YEAR EXPERIENCE THE BIRTH OF A FIRST CHILD⁴:
 - **56%** OF THE NEW PARENTS ARE UNMARRIED⁵
 - **9%** OF THE NEW MOTHERS DO NOT HAVE A HIGH-SCHOOL DIPLOMA⁶

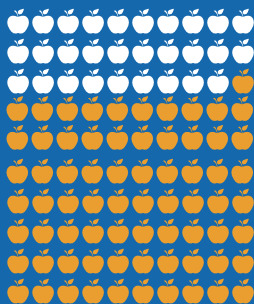
HEALTH & SAFETY

 **87%**
OF BABIES ARE BORN TO WOMEN WHO RECEIVE EARLY PRENATAL CARE⁷

- **7%** OF BABIES ARE BORN AT LOW-BIRTH WEIGHT (LESS THAN 5.5 lbs.)⁸
- OVER **55** YOUNG CHILDREN ARE CONFIRMED ABUSED AND/OR NEGLECTED EACH YEAR⁹
- **4%** OF YOUNG CHILDREN ARE WITHOUT HEALTH INSURANCE¹⁰
- **2** INFANTS FOR EVERY **1,000** BORN DIE WITHOUT HAVING CELEBRATED THEIR FIRST BIRTHDAY¹¹

EDUCATION

71% OF 4-YEAR-OLD



CHILDREN ATTEND NURSERY SCHOOL OR PRESCHOOL¹²

- OVER **1,030** YOUNG CHILDREN ARE IN LICENSED CHILD CARE¹³
- ON AVERAGE, OVER **15%** OF CHILDREN IN A KINDERGARTEN CLASS CONSISTENTLY DISPLAY CHARACTERISTICS OF SCHOOL READINESS WITH ALL MEASURED DIMENSIONS CONSIDERED¹⁴

REFERENCES

- ¹ National Center for Health Statistics. 2014. Vintage 2013 Bridged-Race Postcensal Population Estimates. Figure rounded to 100.
- ² U.S. Census Bureau. 2014. American Community Survey 2011-2013, 3-Year Estimates, Table B17024: Age by Ratio of Income to Poverty Level in the Past 12 Months.
- ³ U.S. Census Bureau. 2014. American Community Survey 2011-2013 3-Year Estimates, Table B23008: Age of Own Children Under 18 Years in Families and Subfamilies by Living Arrangements by Employment Status of Parents.
- ⁴ Centers for Disease Control and Prevention. 2014. WONDER-Nativity: Natality for 2007 - 2013. Available from: <http://wonder.cdc.gov/nativity.html>.
- ⁵ Ibid.
- ⁶ Hawai'i State Department of Health, Office of Health Status Monitoring. 2015. Vital Statistics-Live Births. Special data request.
- ⁷ Hawai'i State Department of Health, Office of Health Status Monitoring. 2014. Live Births in Hawaii by Late or No Prenatal Care. Available from the Hawaii Health Data Warehouse: <http://www.hhdw.org>.
- ⁸ Hawai'i State Department of Health, Office of Health Status Monitoring. 2014. Live Births in Hawaii by Birth Weight. Available from the Hawaii Health Data Warehouse: <http://www.hhdw.org>.
- ⁹ Hawai'i State Department of Human Services, Audit, Quality Control and Research Office. 2013. Confirmed Child Abuse tabulations by County and Age: 2010-2013. Special data request.
- ¹⁰ U.S. Census Bureau. 2014. American Community Survey 2011-2013, 3-Year Estimates, Table B27001: Health Insurance Coverage Status by Sex by Age.
- ¹¹ Hawai'i State Department of Health, Office of Health Status Monitoring. 2015. Infant Deaths in Hawaii.. Available from the Hawaii Health Data Warehouse: <http://www.hhdw.org>.
- ¹² Ruggles, S., J. T. Alexander, K. Genadek, R. Goeken, M. B. Schroeder, and M. Sobek. 2014. Integrated Public Use Microdata Series: Version American Community Survey 2011-2013 Sample. Minneapolis: University of Minnesota.
- ¹³ PATCH. 2015. Licensed capacity and vacancies of Licensed Child Care Centers and Program in Hawaii: 2014.
- ¹⁴ Hawai'i State Department of Education and Good Beginnings Alliance. 2014. Hawaii State School Readiness Assessment, School Year, 2013-2014.

SUGGESTED CITATION

He, S.J. (2015). Snapshots of Hawai'i's Young Children: Kaua'i County, Year 2013. Honolulu: University of Hawai'i, Center on the Family.

FOR MORE INFORMATION, PLEASE CONTACT:

Center on the Family, CTAHR, University of Hawai'i-Mānoa, 2515 Campus Road, Miller 103, Honolulu, HI 96822, (808) 956-4132

Hawai'i KIDS COUNT is funded by the Annie E. Casey Foundation. We thank them for their support, and we acknowledge that the findings and conclusions presented in this report are those of the authors alone and do not necessarily reflect the opinions of the Foundation.



CENTER ON THE FAMILY
UNIVERSITY OF HAWAII AT MĀNOA



COLLEGE OF TROPICAL AGRICULTURE
AND HUMAN RESOURCES
UNIVERSITY OF HAWAII AT MĀNOA



HAWAII
KIDS COUNT

SNAPSHOTS OF HAWAI‘I’S CHILDREN (AGES 6-11)

KAUAI COUNTY, Year 2013

THERE ARE ABOUT 70,100 CHILDREN AGES 6 TO 11 IN KAUA‘II COUNTY¹

ECONOMIC SECURITY



52% OF PUBLIC
ELEMENTARY-SCHOOL
STUDENTS RECEIVE FREE OR
REDUCED-COST LUNCHES²

- **41%** OF CHILDREN LIVE BELOW 200% OF THE FEDERAL POVERTY LEVEL³
- **32%** OF CHILDREN LIVE IN A HOUSEHOLD HEADED BY A SINGLE PARENT⁴


HEALTH & SAFETY



9%
OF SIXTH GRADERS
REPORTED SKIPPING
SCHOOL IN THE PAST
30 DAYS BECAUSE THEY
FELT UNSAFE⁵

- **7%** OF CHILDREN ARE WITHOUT HEALTH INSURANCE⁶
- **OVER 20** CHILDREN A YEAR ARE CONFIRMED ABUSED AND OR NEGLECTED⁷

EDUCATION



33%
OF PUBLIC
SCHOOL 4TH
GRADERS
**DO NOT MEET DOE
STANDARDS IN READING⁸**

- **40%** OF PUBLIC SCHOOL FOURTH GRADERS DO NOT MEET DOE STANDARDS IN MATH⁹
- **6%** OF PUBLIC ELEMENTARY SCHOOL STUDENTS ARE ABSENT ON AN AVERAGE DAY¹⁰

REFERENCES

- ¹ National Center for Health Statistics. 2014. Vintage 2013 Bridged-Race Postcensal Population Estimates. Figure rounded to 100.
- ² Hawai'i State Department of Education, Systems Accountability Office, 2014. School Status and Improvement Report. School Year, 2013-2014. Public charter and public special schools were excluded and school level rates were used as a proxy for intermediate and high school grades in multi-level schools.
- ³ Ruggles, S., J. T. Alexander, K. Genadek, R. Goeken, M. B. Schroeder, and M. Sobek. 2014. Integrated Public Use Microdata Series: Version American Community Survey 2011-2013 Sample. Minneapolis: University of Minnesota.
- ⁴ U.S. Census Bureau. 2014. American Community Survey 2011-2013 3-Year Estimates, Table B23008: Age of Own Children Under 18 Years in Families and Subfamilies by Living Arrangements by Employment Status of Parents.
- ⁵ Hawai'i State Department of Education, Hawaii State Department of Health and the University of Hawaii's Curriculum Research and Development Group. 2013. Hawaii Youth Risk Behavior: Hawaii School Health Survey. Available from the Hawaii Health Data Warehouse: <http://www.hhdw.org>.
- ⁶ Ruggles, S., J. T. Alexander, K. Genadek, R. Goeken, M. B. Schroeder, and M. Sobek. 2014. University of Minnesota, Minnesota Population Center, Integrated Public Use Micro-data Series: American Community Survey, 2011-2013 Sample.
- ⁷ Hawai'i State Department of Human Services, Audit, Quality Control and Research Office. 2015. Confirmed Child Abuse Tabulations by County and Age: 2010-2013. Special data request
- ⁸ Hawai'i State Department of Education, Systems Accountability Office. 2014. Interactive Web Portal for Educational Accountability Information, Hawai'i State Assessment Proficiency, School Year 2012-2013.
- ⁹ Ibid.
- ¹⁰ Hawai'i State Department of Education, Systems Accountability Office, 2014. School Status and Improvement Report. School Year, 2013-2014. Public charter and public special schools were excluded and school level rates were used as a proxy for intermediate and high school grades in multi-level schools.

SUGGESTED CITATION

He, S.J. (2015). Snapshots of Hawai'i's Children: Kaua'i County, Year 2013. Honolulu: University of Hawai'i, Center on the Family.

FOR MORE INFORMATION, PLEASE CONTACT:

Center on the Family, CTAHR, University of Hawai'i-Mānoa, 2515 Campus Road, Miller 103, Honolulu, HI 96822, (808) 956-4132

Hawai'i KIDS COUNT is funded by the Annie E. Casey Foundation. We thank them for their support, and we acknowledge that the findings and conclusions presented in this report are those of the authors alone and do not necessarily reflect the opinions of the Foundation.



CENTER ON THE FAMILY
UNIVERSITY OF HAWAII AT MANOA



COLLEGE OF TROPICAL AGRICULTURE
AND HUMAN RESOURCES
UNIVERSITY OF HAWAII AT MANOA



HAWAII
KIDS COUNT



SNAPSHOTS OF HAWAI‘I’S TEENS (AGES 12-17)

KAUAI COUNTY, Year 2013

THERE ARE ABOUT 97,500 TEENS AGES 12 TO 17 IN KAUA‘II COUNTY¹

ECONOMIC SECURITY

28% OF TEENS LIVE IN



A FAMILY HEADED BY A SINGLE PARENT²

- **31%** OF TEENS LIVE BELOW 200% OF THE FEDERAL POVERTY LEVEL³
- **42%** OF PUBLIC HIGH SCHOOL STUDENTS RECEIVE FREE OR REDUCED-COST LUNCHES⁴
- **7%** OF TEENS AGES 16-19 ARE NOT IN SCHOOL AND NOT WORKING⁵

HEALTH & SAFETY



AROUND **48** GIRLS OR 18 PER 1,000 GIRLS AGED 15-19 BECOME PREGNANT A YEAR⁶

- **6%** OF TEENS ARE WITHOUT HEALTH INSURANCE⁷
- More than 20 TEENS A YEAR ARE CONFIRMED ABUSED AND/OR NEGLECTED⁸
- **26%** OF HIGH SCHOOL STUDENTS HAVE HAD AT LEAST ONE DRINK OF ALCOHOL ON ONE OR MORE OF THE PAST 30 DAYS⁹

EDUCATION



95%

OF PUBLIC SCHOOL SENIORS GRADUATE WITH A DIPLOMA¹⁰

- **29%** OF PUBLIC SCHOOL EIGHTH GRADERS DO NOT MEET DOE STANDARDS IN READING¹¹
- **39%** OF PUBLIC HIGH SCHOOL EIGHTH GRADERS DO NOT MEET DOE STANDARDS IN MATH¹²
- **8%** OF PUBLIC SCHOOL STUDENTS ARE ABSENT ON AN AVERAGE DAY¹³
- **51%** OF HIGH SCHOOL SENIORS REPORTED THAT THEY DEFINITELY WILL PLAN TO COMPLETE A POST-HIGH SCHOOL PROGRAM¹⁴

REFERENCES

- ¹ National Center for Health Statistics. 2014. Vintage 2013 Bridged-Race Postcensal Population Estimates. Figure rounded to 100.
- ² U.S. Census Bureau. 2014. American Community Survey 2011-2013, 3-Year Estimates, Table B17024: Age by Ratio of Income to Poverty Level in the Past 12 Months.
- ³ Ruggles, S., J. T. Alexander, K. Genadek, R. Goeken, M. B. Schroeder, and M. Sobek. 2014. Integrated Public Use Microdata Series: Version American Community Survey 2011-2013 Sample. Minneapolis: University of Minnesota.
- ⁴ Hawaii State Department of Education, Systems Accountability Office, 2014. School Status and Improvement Report. School Year, 2013-2014. Public charter and public special schools were excluded and school level rates were used as a proxy for intermediate and high school grades in multi-level schools.
- ⁵ U.S. Census Bureau. 2014. American Community Survey 2011-2013, 3-Year Estimate. Table B14005: Sex By School Enrollment by Educational Attainment by Employment Status for the population 16-19 years.
- ⁶ Hawai'i State Department of Health, Office of Health Status Monitoring. 2014. Pregnancy Rate in Hawaii for Females Aged 15-19 Years. Available from the Hawaii Health Data Warehouse: <http://www.hhdw.org>.
- ⁷ Ruggles, S., J. T. Alexander, K. Genadek, R. Goeken, M. B. Schroeder, and M. Sobek. 2014. Integrated Public Use Microdata Series: Version American Community Survey 2011-2013 Sample. Minneapolis: University of Minnesota.
- ⁸ Hawai'i State Department of Human Services, Audit, Quality Control and Research Office. 2015. Confirmed Child Abuse tabulations by County and Age: 2010-2013. Special data request.
- ⁹ Hawai'i State Department of Education, Hawaii State Department of Health and the University of Hawaii's Curriculum Research and Development Group. 2013. Hawaii Youth Risk Behavior: Hawaii School Health Survey. Available from the Hawaii Health Data Warehouse: <http://www.hhdw.org>.
- ¹⁰ Hawai'i State Department of Education, Systems Accountability Office, 2014. School Status and Improvement Report. School Year, 2013-2014. Public charter and public special schools were excluded and school level rates were used as a proxy for intermediate and high school grades in multi-level schools.
- ¹¹ Hawai'i State Department of Education, Systems Accountability Office. 2014. Interactive Web Portal for Educational Accountability Information, Hawai'i State Assessment Proficiency, School Year 2012-2013.
- ¹² Ibid.
- ¹³ Ibid.
- ¹⁴ Hawai'i State Department of Education, Hawaii State Department of Health and the University of Hawaii's Curriculum Research and Development Group. 2013. Hawaii Youth Risk Behavior: Hawaii School Health Survey. Available from the Hawaii Health Data Warehouse: <http://www.hhdw.org>.

SUGGESTED CITATION

He, S.J. (2015). Snapshots of Hawai'i's Teens: : Kaua'i County, Year 2013. Honolulu: University of Hawai'i, Center on the Family.

FOR MORE INFORMATION, PLEASE CONTACT:

Center on the Family, CTAHR, University of Hawai'i-Mānoa, 2515 Campus Road, Miller 103, Honolulu, HI 96822, (808) 956-4132

Hawai'i KIDS COUNT is funded by the Annie E. Casey Foundation. We thank them for their support, and we acknowledge that the findings and conclusions presented in this report are those of the authors alone and do not necessarily reflect the opinions of the Foundation.



CENTER ON THE FAMILY
UNIVERSITY OF HAWAII AT MANOA



**COLLEGE OF TROPICAL AGRICULTURE
AND HUMAN RESOURCES**
UNIVERSITY OF HAWAII AT MANOA



HAWAII
KIDS COUNT